



Charleston In 2003!


NSA 2003

**The 29th National
Stereoscopic Association
Convention**

July 23-28th



Kittredge - McAllister House



The Circular Church - Then and Now





Charleston, SC – A Place Where History Lives!

It is my pleasure to welcome you to the 29th annual NSA convention.

I would like to personally thank everyone who has volunteered their time and efforts to put on the great event that will take place over the next few days.

The Atlanta Stereo Club – this year's host committee – has done an outstanding job coordinating all the events that will take place over the course of the convention.


Charleston is a beautiful city full of American History and a traveler's paradise. This year, along with enjoying several days of 3-D fun and excitement, you will have the opportunity to see historic homes, visit Ft. Sumter (where the American Civil War began), stroll along the oceanfront and eat some of the best cuisine offered anywhere in the country. The new photo contest is an added incentive to take many pictures and create memories that will be enjoyed for years to come.

We want to make this an event to remember so please feel free to participate and enjoy as much of the convention and Charleston that you possibly can during your stay here. I look forward to sharing this time with all of you.

If there is anything I can do during your time here to make your convention experience more memorable, please do not hesitate to ask.

Enjoy Charleston!

Mary Ann Sell, President, NSA



Charleston 2003 Committee

Convention Chairperson	Bill Moll
Treasurer	Bill Moll
Registrar	Ed Comer
Trade Fair	Mike Griffith
Stereo Theater	Larry Moor
Digital Theater	Ron Labbe
Workshops	Marilyn Morton
Auction	Bob Duncan and David Wheeler
Exhibits	Peter Bahouth
3D Movie – Sea Dream	Lamar Kennedy
Tours	Bill Moll
Logo Design	Steve Hughes
Website	Steve and Suzanne Hughes
Printed Program	Suzanne and Steve Hughes
“3D Charleston”	Cynthia Morton Chapman
Welcome to Charleston Show	Steve and Suzanne Hughes
Stereo Theater Announcer	Cynthia Morton Chapman

And a Special Thanks to ...

Special thanks to Jon Golden and 3D Concepts and Fisher-Price, Inc., View-Master® Division, for their contributions to the success of this convention.

The convention would not be possible without the time and knowledge shared by the Theater and Workshop presenters, the contest judges, the trade show dealers, the volunteers who set up and run the theater, and the other people whose names appear throughout this program or who just help out with the various activities.

If you want to help with next year’s Portland convention, contact Diane Rulien, NSA Chairperson for 2004.

Photo Credits

Outside front cover	Logo picture by Steve Hughes
Inside front cover top	Kittredge McAllister House by Steve Hughes
Inside front cover middle	Circular Church from the collection of Mike Griffith
Inside front cover bottom	Circular Church photo by Steve Hughes
Page 8	Market Street from the collection of Mike Griffith
Page 10	Patriots Point photo by Steve Hughes
Page 25	Still from Sea Dream
Page 26	King Street from the collection of Mike Griffith
Page 27	Hunley Replica photo by Steve Hughes
Inside back cover top	Boone Hall photo © Charley Van Pelt, 2003
Inside back cover middle	Boone Hall photo © Charley Van Pelt, 2003
Inside back cover middle	USS Yorktown photo © Charley Van Pelt, 2003
Inside back cover bottom	Middleton Place photo © Charley Van Pelt, 2003
Outside back cover top	The Battery from the collection of Mike Griffith
Outside back cover middle	The Battery photo by Steve Hughes
Outside back cover bottom	The Battery from the collection of Mike Griffith


Plan a Summer Vacation in Portland. Workshops and Stereo Theatre begin Wednesday.
July 7 through July 12



Less overlap of events. More time to visit friends. Take a side trip to the Oregon Coast, go camping in the Cascades, see Mt. St. Helens, or just kick back and enjoy the beauty of Portland for a few extra days.

Go Nuts in Portland!

Visit our website: www.cascade3d.org



Keynote Speaker:

Bob Zeller


Civil War Photos and More

Bob Zeller is best known in the 3D world for writing *The Civil War in Depth*, Volumes One and Two, and being the banquet speaker at the 1998 Richmond Convention. The program for the 2003 Charleston Convention will venture a bit further afield. In addition to some of his great Civil War views, Bob will also present and discuss a selection of Charleston views, Osborn & Durbec views and selected Anthony Instantaneous views of New York circa 1859-1860. Bob was selected as this year's speaker because his topic is of interest to 3D photographers and his presentation lively enough that you won't go to sleep when the lights get turned down.

He pioneered the modern presentation of stereoscopic Civil War photography with *The Civil War in Depth* (Chronicle Books, 1997), the first 3-D photo history of the war. Bob, who is a writer, journalist and historian, spent 23 years in newspaper journalism, specializing in investigative reporting and later working as a motorsports beat writer covering NASCAR. Bob has published seven books, including *The Civil War in Depth Volume Two* (Chronicle, 2000) and *Daytona 500, An Official History* (David Bull Publishing, 2001). He is a native of the Washington, D.C. area and has been presenting lectures with 3-D slide shows of original Civil War photographs since 1997. He is one of the leading private collectors of original Civil War photography. Images from his collection were featured at the Smithsonian's National Portrait Gallery exhibition on Mathew Brady in 1997-98.

Bob Zeller, wet plate photographer Rob Gibson, and the late Al Benson founded the National Center for Civil War Photography in 1999. The mission of the National Center for Civil War Photography is to educate the public about Civil War photography and its role in the conflict; to promote the continuing study of its rich variety of forms and formats; to preserve original Civil War photographs and equipment as well as the original methods and techniques for making them; and to present interpretive programs that use Civil War 3-D photographs and regular images to their fullest potential.

It exists today as Gibson's Gallery, the world's only operating Civil War wet plate studio,



in Gettysburg, Pennsylvania. The Center has also been on the Internet since March 2000 at <http://www.civilwarphotography.org/>. When it is fully operational, the Center will be unlike any other Civil War museum in existence, featuring far more than exhibits and displays. The Center will have a 3-D theater featuring unique stereoscopic presentations of original Civil War photographs. It will have an expanded Gibson's Gallery, where visitors learn how Civil War photographs were made while customers are actually having their pictures taken.


The NSA 2003 "Logo" House

The Convention logo is based on the Kittredge - McAllister House at 17 East Battery. 17 East Battery is located on Charleston's famous "High Battery" facing Charleston Harbor and Fort Sumter. This magnificent home was built c. 1895 by the Kittredge family of Dean Hall Plantation (now owned by the City of Charleston and operated as Cypress Gardens). The Kittredge family was in the forefront of the preservation movement in Charleston after moving to the South from New York.

Mrs. John McAllister purchased the home in 1922 in her later years. She is the granddaughter of James McAllister of New York who founded McAllister Tug Boat Lines, based in New York Harbor. Today, McAllister Tugs can be seen in every major port in the world, including the Port of Charleston. The home remains within the McAllister family to this day.

This home is described as late Victorian (a rare architectural gem in the area, as most Charlestonians were too morally and financially destitute in the times after the War Between the States to build), yet features classic piazzas on two sides of the house to catch the prevailing sea breezes. Wrought-iron gates from the East Battery sidewalk open to a small, yet meticulous garden, and white marble stairs lead to the impressive front door of carved mahogany.

The house features original inlaid heart-pine floors... soaring ceilings... and a treasure chest of family silver, portraits, and furnishings. To this day, a family tradition of holiday parties... familial celebrations... and bridal portraits made on the imposing interior staircase keep the household staff and family members busy performing the same tasks as their ancestors: the ancient and graceful "art of entertainment."





Notes on the NSA 2003 View-Master Reel

by Mike Griffith



The NSA 2003 Charleston View-Master® reel contains images from the period just before to just after the Civil War. Very few stereoviews exist of Charleston before the War. The blockade of the port cut off sources of photo supplies and the photographers volunteered or were drafted for military service, so there are no views known to be taken after the first couple months of the conflict. The common views are all from just after the end of the war.

These views are from my personal collection. I selected them for their particular historical interest and uniqueness as stereoviews. Steve Hughes scanned the images, repaired deterioration in the views which detracted from the image and prepared the digital files for conversion to a View-Master reel. Larry Moor coordinated with Fisher-Price to actually produce the reels. Michael Kaplan at View*Productions produced the envelope for the reel. Thanks to all of these people and Fisher-Price, we can each have our own reel of great early images to remind us of the Charleston convention.




View 1 – Slave quarters on a plantation in South Carolina

This view was probably taken by Osborn and Durbec, Charleston photographers. It is believed that this is a part of a series of a plantation at Rockville, SC, on St. John's Island, about 22 miles southwest of Charleston¹.

It was published after the War by S. T. Souder. This is part of a series, which also contains a photo of a black church interior in 1860. Souder added the following description on the back of the card:

"This picture represents the Negro Quarters on a Plantation, as taken 1860. It is a true picture of life on a well organized Plantation in South Carolina. Old and young are assembled under the heads of the families have finished their tasks, to partake of the meals ..."




View 2 – Interior of Secession Hall, 1860

Also known as Institute Hall, it was mainly an exhibition hall for industrial, agricultural and cultural assemblies. This view shows it being decorated as an Oriental bazaar². This is one of two known stereoviews of interiors of buildings in Charleston, taken before the civil

war. Both are of Secession Hall. Thought to have been taken originally by Cook, this view was reissued by Cook in 1880 from original negatives.

This hall was the location for the Democratic Convention in April 1860. There was so much violent disagreement over slavery at the Convention that

45 southern delegates walked out. After 57 ballots were taken, they were still unable to agree on a candidate. This split in the Democratic Party assured the election of Lincoln. In December of 1860, 170 delegates assembled here and took South Carolina out of the Union.



View 3 – Furnace for heating shot

This view shows the damage done by the guns at Fort Sumter to the hot shot furnace at Fort Moultrie on April 12, 1861. It was taken just days after the battle by Osborn and Durbec, Charleston photographers. Behind the furnace is the officers' quarters, and upon the balcony rest Confederate soldiers who are apparently airing their clothes. This is one of the few stereos that depict Confederate troops.

Osborn and Durbec would take at least 38 views of Sumter, Sullivan's Island, Fort Moultrie and Morris Island. It is a rare series and ranks among the finest for journalistic photography³. It was taken between April 17 and 21 in 1861.



View 4 – Torpedo boat used during late Civil War, on Charleston Harbor

The Confederates made repeated attempts with "Davids", or torpedo boats, to destroy the Federal blockade. The David was a fore runner of the Hunley. The David in this picture is believed to be the first one built in the Confederacy. It was driven by steam with a crew of four volunteers. A total of nine wooden Davids were built, but there were only engines for three.

The boat was armed with a 30 foot pole and an 80 pound torpedo. On the night of October 5, 1863, she succeeded in exploding a torpedo under the new "Ironsides," putting her out of commission for a time⁴.

George Cook, a Charleston photographer, posed his family in front, and took this stereo. A child can be seen playing in the boat hatch and a nanny is also pictured. The image was probably taken just after the war.




View 5 – The Old Post Office

This shows the destruction wrought by the War. The Old Post office (built in 1771) is shown in shabby condition. The street is dirt. It had been paved with cobblestones, but Confederate Engineers had gathered them up for fill to support harbor fortifications.

Newspapers reported that many palmettos had been planted in the city prior to the war, but few survived. This palmetto might have been an advertisement, for behind the tree is a wrought iron gas light with a shop sign: Palmetto Shades⁵. This is unusual since most iron had been used for scrap during the war.

The view is probably by George N. Barnard for Brady & Co., probably in March or April of 1865.



View 6 – East Battery looking south

This view by S. T. Souder has a date of 1872 written on it. Almost all of the mansions on East Bay Street had been heavily damaged during the war and some had been totally gutted by fire. During the occupation, the Federals used soldiers and hired workers to entirely rebuild this area, including cellars, cisterns and drains. The granite-faced sea wall had been built to protect the low-lying tip of Charleston from hurricanes. It quickly became a favorite promenade. A breeze could be enjoyed almost any time, even during the summer⁶. It is still a favorite local spot.




View 7 – Laborers returning from picking cotton on Alex Knox's plantation

George N. Barnard returned to Charleston in 1873 and began to take a series of city views and of locations made famous by the War. He appears to have been very sympathetic to the plight of the freed Negroes and showed them in many of his views, including this one taken in 1874.

Charleston had changed very little since the War and his views of returning cotton pickers could have come from any period prior to the conflict. Note the black overseer with a stick. Barnard would remain in Charleston until 1880 and would take some of the finest stereo views ever published.

References

- 1 "The Civil War in Depth, Volume II", Bob Zeller, Chronicle books, 2000, pp. 16-18.
- 2 "Charleston at War, The Photographic Record 1860-1865", Jack Thompson, Thomas Publications, 2000, p. 24.
- 3 "The Civil War in Depth", Zeller, Chronicle books, 1997, pp. 21-25.
- 4 "The Photographic History of the Civil War", 1911 (Reprint 1957) Vol. VI "The Navies", p. 267.
- 5 "Charleston at War", p. 138-139.
- 6 "Charleston at War", p. 127-129.



Charleston 2003 Slide Competition

Official Rules and Procedures

All slides must be shot in Charleston or the surrounding area during the NSA Convention period Friday, July 18 through Saturday, July 26 2003.

Only NSA Charleston 2003 Convention registrants may submit entries.

All slides must be mounted using RBT mounts. Four RBT mounts will be provided to each member who enters the competition. A variety of mount sizes will be available. Room 1 will be available with mounting aids and projection available to check the mounting at scheduled hours.

A maximum of four slides per registrant may be entered.

Slides will be projected with a Brackett Dissolver projector for judging. Judges will compute scores for each slide and total member scores will be tabulated. The top scoring three slides shall be given awards and possibly amazing prizes. Members of the Convention Committee are not eligible for awards or prizes. This is not a PSA recognized exhibition.

Deadline for entries: Sunday at 12:00 pm. Projection will be at 3 PM Sunday. Slides must be mounted and labeled by the deadline. Labels and markers will be available in Room 1.

E-6 development will be available for \$4 for 24 exposure rolls and \$6 for 36 exposure rolls. A drop-off schedule will be provided on site. There is limited capacity, so drop off exposed rolls at the NSA convention registration desk as soon as possible. Two to three drop-off/pickups per day are planned starting Thursday and ending Saturday afternoon at 4 PM. Film will be processed in the order received. Film exceeding the processing capacity will be returned unprocessed and the processing fee returned.

All entered slides will be returned by mail to the registrants address if not picked up at the convention.

There will be three judges: Steve Hughes, Marilyn Morton, David Starkman

Thanks to 3D Concepts
for supplying mounts and
mounting equipment for 3D
Charleston!

3D Concepts

New! RBT MD mount
for Realist masking
23
19.5mm

New! Reduced height masking mounts available in RBT 4, MD, 5, 7, W
MDM20 mount
for reduced height masking
20

See Jan & Jon for free samples
QnA@make3Dimages.com
978-371-5557
www.make3Dimages.com


MDM15 mount
15

Monday's Plantation Tour

A day of adventure is planned. We'll start by boarding the bus outside the entrance to the hotel at 8:00 am sharp. Our first stop will be Boone Hall where a tour of the plantation is included. We will then proceed to Patriots Point where we'll have lunch at noon aboard the aircraft carrier USS YORKTOWN. Our last stop will be Middleton Place Plantation with 65 acres of gardens to explore. The bus is scheduled to return to the hotel at 5:30 pm.

BOONE HALL

Boone Hall Plantation, arguably "the most photographed plantation in the world." The Plantation was part of a series of land grants from South Carolina's Lords Proprietors to Major John Boone, the earliest grant dating from 1681. As cotton became king of Southern agriculture, Boone Hall, a cotton plantation spread over thousands of acres, became a giant of the Low Country's plantation culture. The lives of the early owners of Boone Hall Plantation are interwoven into Carolina's history. Major John Boone came to South Carolina's shores with the first group of English settlers, known as the "First Fleet." For many years the Boones were one of the state's most influential families. A learned family, the Boones fought publicly for the equality and privileges the colonists so passionately desired. John Boone's daughter, Sara, married Andrew Rutledge. They became the parents of two of South Carolina's most noted sons: Edward Rutledge, a signer of the Declaration of Independence, and John Rutledge, first governor of South Carolina. When Sara Boone passed away in 1743 she was buried beneath her pew at Christ Church. Another Boone grave is located in the Christ Church cemetery. Captain Thomas Boone lies buried beside the magnificent oak avenue he planted.



PATRIOTS POINT NAVAL AND MARITIME MUSEUM

Patriots Point is dominated by the USS Yorktown, a retired aircraft carrier that served in WW II and Vietnam. Near the end of WW II, "The Fighting Lady", a film depicting life aboard an aircraft carrier, was shot aboard the Yorktown. The film is shown regularly in the ship's theater. In the hangar bay are exhibits of fighter planes and mementos from some of the 3,000 crewmen who worked and lived aboard the carrier. Visitors can tour the ship's bridge, wheelhouse, flight deck, sick bay and other areas. Also open to visitors are the WW II submarine Clamagore, which operated in the Atlantic and Mediterranean and patrolled Cuban waters during the 1962 Cuban missile crisis; the Laffey, which participated in the D-Day landings of Allied troops at Normandy; and the Coast Guard Cutter Ingham, which sank a U-boat in WW II. The complex also houses the National Congressional Medal of Honor Museum.

MIDDLETON PLACE PLANTATION

Middleton Place is a National Historic Landmark and a carefully preserved 18th century plantation that has survived revolution, Civil War, and earthquake. It was the home of many generations of Middletons, beginning with Henry Middleton, President of the First Continental Congress; his son Arthur, a signer of the Declaration of Independence; his grandson Henry, Governor of South Carolina and an American Minister to Russia; and his great-grandson Williams, a signer of the Ordinance of Secession. Middleton Place encompasses the Gardens, the House Museum, and the Plantation Stables.



Workshop Schedule

Thursday, July 24, 2003

1 PM: Jon Golden and Jan Burandt

How to Compose a Show for the Stereo Theater

Add more meaning and purpose to your stereo image collection by sharing them with others through organized and coherent presentations.

2 PM: Dr. Monte Ramstad

Poke Scope Stereoscopic Software


Introduction to version 2.4. Topics will include: how to combine and align stereo images; setting the stereo window; creating classic and modern stereo cards with text; performing advanced color editing for high quality color anaglyphs; advanced viewing functions; batch processing; and slideshows.

3 PM: Boris Starosta

Computer Post-Processing of Stereo Pairs

A useful demonstration on the how-to's of stereo pair alignment, setting the window, patching distortions, "spotting" stereo pairs, and also, getting good anaglyphs from bad sources.

Modern Magic Lantern 3d slide shows
Viewers, and stereoscopic exhibits



Visit us at

<http://www.pioneeris.net/sstiles>

Stiles Studio Box 134 Howells, NY 10932

4 PM: Steve Hughes

The Digital Retouching of Stereo Views

A short class for beginners showing simple methods of restoring old stereo views and retouching modern images using inexpensive software.

7 PM: Jim Harp

The Art of Creating Anaglyphs

Techniques for creating the most effective anaglyphs possible from stereo pairs using commonly available graphics software will be demonstrated. Several approaches to solving the problems inherent in creating color anaglyphs will be covered, including some variations of Dan Shelley's "3-layer method".

Friday, July 25, 2003

1 PM: Bob Brackett

The New Dissolver XB

See a demonstration, and have a look inside of the new Brackett Dissolver XB (extra bright) projector. Attendees are invited to bring a few slides and operate the controls of this unique device.

2 PM: David Horton

The Legend and Lore of Tax-Stamped Photography

A little known substratum of photographica is here revealed by arguably the most knowledgeable expert in the field, David Horton, who has assembled a notable and unique collection.

3 PM: Jim Harp

The Art of Creating Anaglyphs (repeat)

Techniques for creating the most effective anaglyphs possible from stereo pairs using commonly available graphics software will be demonstrated. Several approaches to solving the problems inherent in creating color anaglyphs will be covered, including some variations of Dan Shelley's "3-layer method".

5 PM: Steve Hughes

The Digital Retouching of Stereo Views (repeat)

A short class for beginners showing simple methods of restoring old stereo views and retouching modern images using inexpensive software.

Saturday, July 26, 2003

11 AM: Bill Moll

Digital Cameras

The Digital Camera Workshop will discuss the synchronization of twinned digital cameras. Twinned cameras brought by attendees will be tested for average synch, variation and firing order. Other twinning issues will be discussed in a roundtable format.

1 PM: Dr. George Themelis

How to Take Better Stereo Pictures Via Good Composition

The workshop will focus on the artistic aspects of stereo photography and how to improve results by paying attention to composition. The following will be discussed: simple things to improve 90% of even routine snapshots; 12 rules of 2D composition (illustrated with 2D diagrams and 3D slides); depth and how it affects these rules; improving composition through mounting/cropping and placement of the stereo window. The workshop will be conducted in stereo projection.

2 PM: Darryl Jones

3D Publishing: Reviewing Historical vs. Contemporary Stereo Practice

Midwest landscape/"place" photographer and author uses both history and modern technology in his work. He is known for his lighting techniques, and is the author of *Destination Indiana; Indiana in Stereo: Three Dimensional Views of the Heartland*; as well as many photo essays and calendars. He has exhibited in New York, Chicago, Boston and Cleveland, and will use his latest book as a basis to compare and contrast historic with contemporary stereo photography.

3 PM: Ed Jameson

Trials and Triumphs of Underwater Stereography

Spend an hour with Ed Jameson as he shares with you, his own experiences spanning forty-three years as a diver, underwater photographer, experimenter, designer and builder of underwater camera equipment including many 3D underwater camera systems. During this workshop, Ed will have three or more of his underwater 3D systems covering macro through wide angle, and will discuss the principles and evolution of each. This workshop will be of interest to novice through advanced 3D enthusiasts who are tide pool waders,



INTENSE

IMAGES by Boris Starosta

Anaglyphs. Stereo Slides. Stereocards

e: boris@starosta.com

p: 434.220.4813

snorkelers and/or divers. Participants will learn how to take and view 3D underwater photographs using the simplest underwater disposable cameras along with learning the principles needed to use available systems to construct 3D underwater systems of their own. Ed will illustrate this workshop with the cameras, 3D underwater slides and stereo cards from his collection.

4 PM: Bill Davis

The FrankenPony Project

Bill Davis will again be presenting his popular workshop on building a full-frame 35mm camera from inexpensive used cameras found on eBay. Bill has now built over 20 of these cameras, learning and improving with each one. This will be the most comprehensive (and perhaps the last) presentation yet on this topic, so if you're interested in full-frame stereo but can't justify the cost of those expensive European models, you should attend this workshop! The workshop specifically covers Siamesing two Kodak Pony 135 Model C cameras, but the techniques can be applied to nearly any camera.

Sunday, July 27, 2003

10 AM: David Kesner

Comprehensive Slide Mounting Workshop: format Free-For-All

Participants in the Charleston Competition welcome, but this workshop is not limited to them. Many formats will be demonstrated through the use of a variety of technical equipment.

1 PM: Dr. George Themelis

Unlocking the Secrets of the Stereo Window

In this workshop, the following issues will be discussed: what is the stereo window? How is it controlled? Common stereo window problems; and "optimum" stereo window placement. A large part of this workshop will be stereo projection, with film clips adjusted "live" while being viewed on the screen.


2 PM: James Olsen

The Stereo Forum: Sharing Ideas; Solving Problems

Do you have an idea, an inspiration, a tip, a discovery, a different way of doing or using something? Do you have a clearer way of explaining 3D? Don't hoard your knowledge, share it with your 3D family. First-timers, old-timers, and inbetweens are welcome to come, share, listen, ask, and get acquainted. Each sharer will have five minutes or less, and may use handouts if desired. We will list names and ideas, and distribute the list!

Email me: olsenjim@yahoo.com

Call me in my hotel room (unknown at press time)



Charleston In 2003!

National Stereoscopic Association Convention

Schedule of Events (Subject to Change)



		Ballroom B	Room 3	Rooms 6 & 7	Ballroom C	Room 1	Miscellaneous	
Wednesday, July 23	Room Hopping and 3D Charleston – All Day							
6 pm – 8:30 pm	Registration Hotel Lobby							
Thursday, July 24	Room Hopping and 3D Charleston – All Day							
9 am – 11 am	Registration Ballroom B Entrance	Stereo Theater Setup		Workshops		Room Setup		
11 am – 1 pm								
1 pm – 2 pm			VM Meeting			Sea Dream		
2 pm – 3 pm			Internet Meeting			3D C. Mounting		
3 pm – 4 pm			Reg. Dir. Mtg.					
4 pm – 5 pm						Sea Dream		
5 pm – 6 pm				Commercial Slide Views				
6 pm – 7 pm		Stereo Theater Tryout	APEC Meeting	Workshop		3D C. Mounting	NSA Officers & Directors Meeting Room 2	
7 pm – 8 pm			New Attendees					
8 pm – 9 pm						Sea Dream		
9 pm – 10 pm								
Friday, July 25	Room Hopping and 3D Charleston – All Day							
8 am – 8:30 am	Registration Ballroom B Entrance	Stereo Theater		Workshops				
8:30 am – 11:30 am								
11:30 am – noon								
Noon – 1 pm		Stereo Theater				Sea Dream		
1 pm – 2 pm								
2 pm – 3 pm			Exhibits Drop-off		Trade Fair Drop-off	3D C. Mounting		
3 pm – 3:30 pm								
3:30 pm – 4 pm								
4 pm – 5 pm		Digital Theater			Sea Dream			
5 pm – 5:30 pm								
5:30 pm – 6 pm								
6 pm – 7 pm		Auction Preview						SSA Social Hour and Dinner Sticky Fingers
7 pm – 7:30 pm								
7:30 pm – 8 pm		NSA Auction					Vintage Slide	
8 pm – 9:30 pm								

7:30 pm – 8 pm		NSA Auction				Vintage Slide Reviews	
8 pm – 9:30 pm							
9:30 pm – 10 pm							
Saturday, July 26	3D Charleston – All Day						
7:30 am – 8 am	Registration Ballroom B Entrance				Trade Fair Setup		
8 am – 8:30 am					Trade Fair Early Bird		
8:30 am – 9:30 am							
9:30 am – 10 am							
10 am – 11 am						3D C. Mounting	
11 am - Noon				Workshop		Sea Dream	
Noon – 1 pm						3D C. Mounting	
1 pm – 3 pm							
3 pm – 4 pm		Stereo Theater	Exhibits	Workshops		3D C. Mounting	
4 pm – 4:30 pm						Sea Dream	
4:30 – 5 pm							
5 pm – 6 pm						3D C. Mounting	
6 pm – 7 pm							Social Hour Ballroom A
7 pm – 9 pm							Awards Dinner Ballroom A
9 pm – 10 pm							
10 pm – 11 pm		3D Video					
11 pm - midnight		3D Movies					
Sunday, July 27							
9 am – 10 am	Registration Ballroom B Entrance					Sea Dream	
10 am – noon				Workshops		3D C. Mounting	
Noon – 1 pm						3D C. Judging	
1 pm – 2 pm						Sea Dream	
2 pm – 3 pm		Stereo Theater		Workshops			
3 pm – 4 pm		3D Charleston	Breakdown				
4 pm – 5 pm		Breakdown				Breakdown	
6:30 pm – 7 pm							Harbor Cruise Loading at Maritime Center
7 pm – 9 pm							Harbor Cruise on Water
Monday, July 28							
8 am – 6 pm							Monday Tour

Stereo Theater Schedule

Friday, July 25

8:30 - 10:15 am

Mitch Walker	View-Master International Sequence	25 min
Lee Pratt	Hello From Huntsville, Alabama	20 min
Susan Pinsky	Windows in Time	15 min
Phyllis Maslin	Farewell to the Gorges	30 min

10:15 - 10:30 am

Break

10:30 - 11:30 am

David Burder	Victorian Nudes	20 min
Lynn Butler	Australia Above & Below	30 min

11:30 am - 1:00 pm

Lunch Break

1:00 - 2:35 pm

Jon Golden	Stereo Metamorphoses - 2003	20 min
Ray Zone	Stereo Drawing & 3-D History	20 min
Boris Starosta	Ries' Pieces	20 min
Bob Zeller	Gettysburg in 3-D	30 min

2:35 - 2:50 pm

Break

2:50 - 3:30 pm

John Roll	Underwater	15 min
Diane Rulien	Urban Cows	10 min
Diane Rulien	Welcome to Portland	15 min

3:30 - 3:40 pm

Digital Theater Setup

3:40 - 5:00 pm

Digital Theater - see separate schedule for a complete listing

Saturday, July 26

1:00 - 2:00 pm

Boris Starosta	Nudes (Vertical)	10 min
Cecil Stone	Scenes of the South West	15 min
Griffith/Moor	Historic Charleston	20 min
Tom Rywick	The Green Fields of France	10 min

2:00 - 2:15 pm

Break

2:50 - 4:00 pm

Bill Tribelhorn	Introducing Greece	42 min
Russ/Pat Gager	Hot Air Ballooning in Japan	20 min
Phyllis Maslin	Farewell to the Gorges (2 nd showing)	30 min

10:00 pm - ???

Stereo Digital Video – See separate schedule for a complete listing

Sunday, July 27

1:00 - 3:00 pm

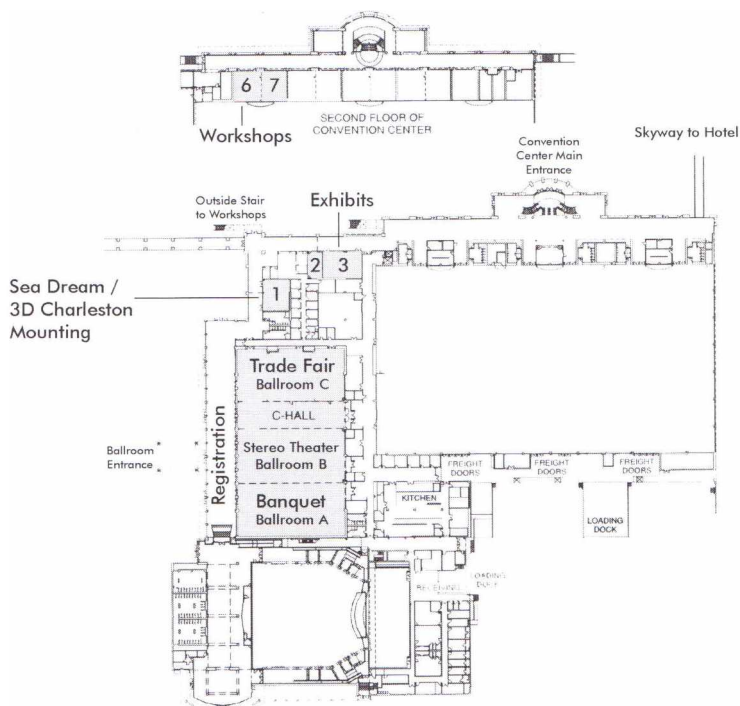
John Roll	Underwater (2 nd showing)	15 min
Susan Pinsky	Windows in Time (2 nd showing)	15 min
Griffith/Moor	Historic Charleston (2 nd showing)	20 min
Boris Starosta	Ries' Pieces (2 nd showing)	20 min
Open Projector – show and tell.		

3:00 – 4:00 pm

NSA Participants 3D Charleston

All slides which have been entered into the 3D Charleston competition will be shown and the winners announced.

Convention Center Floor Plan



Digital Theater Schedule

SLIDE SHOWS

Friday July 25 3:40 – 5:00 pm

Takashi Sekitani: "A BATH PLUG ADVENTURE" (5 min) Japanese saga returns for an encore. (*Takashi's own software: 3Dslideprojecter*)

Jim Long: "ART IN DEPTH: Renaissance to Modern Art Converted to Stereo" (10 min) Classic masterpieces stereoscopically enhanced. (2xga)

Simon Bell: "HIGH STRUNG AERIAL DANCERS" (2 min) Rare tree dwelling swingers, captured in 3D. (2xga)

Ralph Johnson: "FAVORITES From LANGENHEIM to DIGITAL" (10 min) Stereo images from Ralph's collection. (2xga)

Jim Bartz: "EVOLVER" (15 min) 2D to 3D conversions of classic rock albums with original music (2xga)

David Klutho: "SPORTS ILLUSTRATED 3D" (5 min) No swimsuits (sorry)... this is all sports! (2xga)

Ron Labbe: "STEREO STILL LIVE" (20 min) Potpourri for college crowd newbies. (2xga)

STEREO VIDEO

Saturday July 26 10:00 pm- ???

Ron Labbe: "ROCK CONCERT" music videos (8 min, *dual DVD*) Music video from the CRAMPS and the BENTMEN... could be painful.

Michal Husak: "AGENT VEGA: The Gold of Hanz Hagen" (15 min, *dual DVD*) Hanz Hagen is a legendary Nazi, trying to use dark ritual for recovering "Der Dritte Reich" (The Third Reich)

Roger (PK Kid) Maddy: "NATURAL RECEPTION" (2 min, *interlace*) 3D video of a river and waterfalls is playing on a TV, while everything surrounding the TV is in 2D.

Roger (PK Kid) Maddy: "WATERFLOW" (3 min) Tumwater Falls, the Deschutes River and a small creek's waterfall that runs into the river below the main falls. Filmed at the "Tumwater Falls" area in Tumwater, Washington.



Tom Reiderer: "CARSTENSZ PYRAMID Adventure in Irian Jaya" (45 min, *interlace*) Tom takes us to the highest point in what's known as Australasia (sometimes called Oceania) and one of the Seven Summits of the World.

Plus commercial videos, if we still have time left!

3D Concepts *New!* Calibrated Masking Mounts
snap-together, reusable
Improved mounting through creative masking

4M20 20x16 mm	4M15 15x16 mm
Mask out unwanted objects	
MDM20 20x19.5 mm	MDM15 15x19.5 mm
Mask unwanted foreground to bring image closer to the window	
5M20 20x21 mm	5M15 15x21 mm
Mask both height and width or height only	
7M20 20x28 mm	7M15 15x28 mm
Create panoramic aspect ratios	
WM20 20x31.5 mm	WM15 15x31.5 mm

See Jan & Jon for free samples
 QnA@make3Dimages.com
 www.make3Dimages.com 978-371-5557

Join now!
CASCADE STEREOSCOPIC CLUB
 A non-profit public corporation devoted to all
 aspects of stereoscopic photography.

Members accepted universally!

NSA 2004, "Your Rose City Adventure"
July 7-12, 2004 in Portland, Oregon

CSC meets monthly in Portland, Oregon, USA

Cascade Stereoscopic Club
 6320 SW 34th Ave
 Portland, OR 97201

<http://www.cascade3d.org>

* PSA * * NSA * * ISU *

WONDER VISION

3-DIMENSION PRODUCTS

Proudly presents:

The Golden Return Of A Stereo Classic
 EMDE Aluminum Stereomounts
 All new...retooled for absolute precision

Look for us at the trade show!!

"Birds of a Feather" Meetings

Commercial Slide Views - Bill Moll

This informal session will allow collectors of vintage commercial slides to show and discuss their collections. Examples include the Eisenhower inauguration, Color King, Realist, salesman kits (GM cars, awnings, meat, ...)

Vintage Slide Views – Ron Labbe

This session will allow participants to share their collections of noncommercial personal 3D slides ("the piece of film was right there in the camera when the shot was taken" - RL). Show, trade and enjoy family celebrations, scenic trips and some really strange views rescued from attics and yard sales around the country. Those fortunate enough to have 3D slides from their own childhood are encouraged to bring them.

New Attendee Orientation – Bill Moll

Is this your first stereo convention? Attend and ask all the questions you have about the convention, the NSA and all the convention activities.

Internet 3-D Meeting – Dave Kesner

If you are already a member of an Internet mailing list, like Photo-3D, or would like to find out about them, come to this meeting. Put faces on some of those email addresses.

View-Master® Enthusiasts – Mary Ann Sell

This meeting is an opportunity to meet other VM collectors and find out about all the latest View-Master offerings.

APEC Members Meeting – Ernie Rairdin

This meeting is open to anyone interested in making their own stereo cards and sharing them with others.

Exhibits

Each year there is an exhibit room where people can display anything from cards and Phantagrams® to equipment, both old and new. This year we even added an official competing category for non-projected stereo formats.

We would like to thank the following people for sharing their work with us.

Larry Ferguson	Benny Patrick
Louise Goldstein	Boris Starosta
Tom Larson	David Thompson
Bill Moll	

NSA 2003 Program Book

©2003 S. Hughes | A Flights of Vanity Press publication

Charleston Harbor Photo Cruise

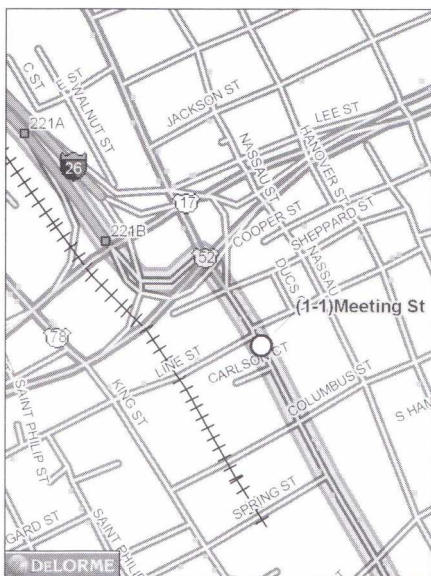
Sunday July 27

This Sunday evening, come aboard the two-deck, dual-paddle wheel "Nautical Queen" to snap those photos of Charleston Harbor. We will begin loading at 6:30 PM and depart from the Maritime Center at 7:00 PM. Since the sun will set around 8:30, we will have about two hours of sunlight to get photos/views of the Cooper River Bridge and its replacement, Fort Sumter and Fort Moultrie, the Battery, Patriots Point, Shem Creek and the other historical and naval sites in Charleston Harbor. The cruise will be just for us - the owner is a photographer and understands our interests. With a little good luck and good weather, we may get an additional bit of time after sunset with the harbor lights. The boat is approved for 180 passengers, but we will limit the tickets to the first 100 to make sure that everyone can get good views. Snacks and a cash bar are available.

Directions to the Maritime Center

Turn left out of International Boulevard onto West Montague Ave. Bear to the right onto I26 East. Bear left onto the US52 / Meeting Street Ramp. Turn right on Meeting Street and follow signs to "Aquarium." Pass Visitor Center on the right. Proceed through the light at John and Meeting. Turn left at next light which is Calhoun St. Proceed down Calhoun St. through the lights at East Bay and at Washington Sts. The parking garage is located on Calhoun St. between Washington and Concord St. Turn left into the garage from Calhoun St.

Remember, the boat loads at 6:30 pm. Anyone not on the boat at 7 pm will be left behind, so please allow ample time to park and get to the dock by 7.



Saving "Sea Dream"

by Steve Hughes

All too often little bits of history just get swept, often literally, into the dustbin. This is especially true of film history with many wonderful movies having vanished over the years. Early this year one of those loses was averted.

Way back in 1938 Marineland of Florida, then called Marine Studios, was founded to provide a place to film marine life and to be a tourist attraction. It was never very successful as a movie studio, the most famous film shot there being *Revenge of the Creature*, but it became the most popular tourist attraction in Florida in the 1950's. This popularity was not to last.

In the 1970s, other attractions opened, most notably Disney World, and attendance plummeted. In an attempt to win back it's following, Marineland added several attractions including a spectacular 3D movie: *Sea Dream*.

Unlike the 3D films of the 50's, often shown in theaters badly designed for 3D, Marineland designed a theater for the sole purpose of showing this one film. It was a tremendous success.

Thousands of visitors flocked into the 400+ seat theater wearing "dolphin" glasses to watch the show. Sadly, Marineland attendance continued to decline and the theater was closed in the late 90's.

The property changed hands as various people tried to save it none of them having very much luck. Then Jim Jacoby, an Atlanta businessman, who saw the property as an opportunity to build an educational eco resort, bought the property and started restoring it. Unfortunately the old 3D theater played no part in his plans and it was scheduled for demolition.

This might well have been the last we saw of *Sea Dream* but for a stroke of luck: Atlanta 3D club member Peter Bahouth was part of Jim's project team. He recognized the value of the movie and put out a call for help from the other club members.

Peter, Lamar Kennedy, my wife Suzanne and I launched an all out effort to salvage as much as possible of *Sea Dream* from the theater. We owe Jim Jacoby sincere thanks for delaying the demolition of the theater to allow time for our salvage efforts.

I am happy to report that several excellent prints of the movie were found. Even better, Mr. Jacoby, impressed by Lamar's showing of the film in his home 35mm theater, decided to save the projectors and screen opening up the possibility that *Sea Dream* might someday be seen in it's original glory.



Sea Dream

by Lamar Kennedy

Sea Dream is a very remarkable 3D film created by Murray Lerner, a New York based Academy Award winning documentary filmmaker. *Sea Dream* is a nature documentary that makes excellent use of the 3-D process.

It was filmed in Spacevision utilizing a single 35mm camera with the Spacevision trioptiscope lens that "sees" two viewpoints on a horizontal plane similar to one's eyes. These two images, corresponding to the right and left eye view, are stacked one on top of the other within the standard 35mm frame.

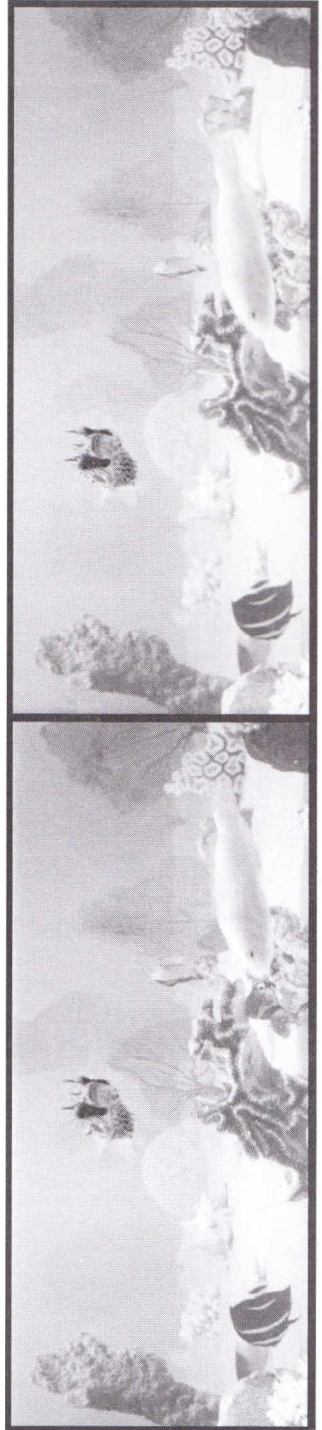
Dr. Land, a pioneering 3-D developer, has said that *Sea Dream* incorporates some of the finest 3-D photography he has ever seen.

One aspect of the film that will surprise 3D enthusiasts is the way Lerner placed much of the action between the screen and the audience ignoring the conventional 3D "window". This, combined with quadraphonic sound and the wide screen format of 1:2.4, has the effect of immersing the viewer in the film, admittedly at the cost of a little eye strain.

Sea Dream in 16mm


The short version of *Sea Dream* I am showing at the convention is quite possibly the only 16mm Spacevision® movie ever made. It was originally developed to test the possibility of showing 3D movies in schools. Both the print and the prototype Spacevision adapter lens were found in a Marineland storeroom. This version of the film, unfortunately without a sound track, consists of the better underwater footage from the complete movie.

After seeing the film, you might want to take a close-up look at the 3D projection adaptor. I will be available after the showings to answer questions about the film and the projection equipment.



Barnard's Charleston Gallery

by Suzanne Hughes



By the time the Civil War broke out, George N. Barnard was an established photographer working for Matthew Brady in New York. Barnard had the opportunity to follow Sherman and photograph his infamous "March to the Sea" in 1864. These, along with photographs he took in 1865, were the source of the 61 photos which comprised the book "Photographic Views of Sherman's Campaign" which he published in 1866. Working out of Chicago in 1871, he produced a series of stereoviews of the Chicago fire which totally destroyed his studio. In 1873 Barnard opened the gallery on King Street seen in the picture below. He worked out of Charleston until 1880 when he moved back to New York.



H.L. Hunley

On April 19, 1861 President Abraham Lincoln issued an order for the Union forces to begin a blockade of all major Southern ports. This strategy set a chain of events in motion that would bring about groundbreaking advancements in naval warfare and eventually lead to the building of the world's first successful submarine: H.L. Hunley.


In 1863, news from Mobile of the successful trial runs of the Hunley had made its way to Charleston. With proof of the submarine's destructive powers becoming more known, the Hunley arrived by train in Charleston on the morning of August 12, 1863.

On February 17, 1864, the H.L. Hunley rammed the Warship Housatonic in the stern area, planting a 135 pound torpedo. The torpedo explosion caused the USS Housatonic to burn for three minutes before sending the sloop-of-war collapsing to the bottom killing five sailors. The Hunley then surfaced long enough for her crew to signal their comrades on the shore of Sullivan's Island, indicating a successful mission. But minutes after her historic achievement, the Hunley and all hands onboard vanished into the sea without a trace.

Since the end of the War Between the States, explorers and treasure seekers have scoured the sea around the site of the fallen Housatonic, hoping to discover the Hunley and her crew.

The recovery of the Hunley has turned out to be one of the most important single events in the history of South Carolina. After being lost at sea for 137 years, the Hunley was revealed on August 8, 2000, seen for the first time in her entirety, from bow to stern and top to bottom.

Tours of the Hunley restoration are available every Saturday from 10 - 5 and Sunday 12 - 5. Tickets are \$10.00 plus a service charge. Tickets for the Hunley tours can be easily purchased by either calling toll-free 1-877-448-6539 (1-877-4HUNLEY) or on the Internet at www.etix.com. Walkup tickets are also available on a first come, first serve basis.



Useful Internet Links

Organizations

The National Stereoscopic Association - www.stereoview.org/ Parent organization for the convention and this site.

International Stereoscopic Union - www.stereoscopy.com/isu/ An international stereo group.

Photographic Society of America - Stereo Division - www.psa-photo.org/stereo1.htm Just what it says.

Cascade Stereoscopic Club - www.cascade3d.org/ Local Portland Oregon stereo club who is hosting NSA 2004.

Stereo Club of Southern California - www.3dgear.com/scsc/index.html Local Los Angeles stereo club.

Interesting 3D Sites

3D by Dan Shelley - www.dddesign.com/3dbydan/default.htm Good link site with lots of stereo related information.

Boris Starosta - www.starosta.com/3dshowcase/stereoring.html 3D images some for sale.

Stereoscopy.com – www.stereoscopy.com/ Good information source and gateway site.

View Master Homepage - www.cinti.net/~vmmasell/ "View Master" related information with some sales.

3D Supplies and Equipment

3D Concepts – www.stereoscopy.com/3d-concepts/ Suppliers of RBT cameras, mounts and projectors.

3D Stereo.Com - www.3dstereo.com/ Suppliers of 3D related material.

Berezin Stereo Photography Products - www.berezin.com/3d/ Manufacturer and supplier of 3D related material.

Dr T's Stereoscopic 3D Site – www.home.att.net/~drt-3d/ 3D books and repair services.

Graphic Media Research - www.pokescope.com/ Manufacturer of the "PokeScope" viewer and software.

Reel 3-D Enterprises – www.stereoscopy.com/reel3d/ One of, if not the oldest, suppliers of 3D related material.

Rocky Mountain Memories - www.rmm3d.com/ Suppliers of "Spicer" mounts and other 3D material.

The Stereo Store - www.studio3d.com/pages/store.html Supplier of 3D material, slide duplication and video services.

Stiles Studio - www.pioneeris.net/sstiles/ Supplier of stereoscopes and other 3D material.

Local Information

Miscellaneous

Coin operated laundry on 8th floor of Embassy Suites

Post Office- 6401 Rivers Ave.

Mail Boxes etc. – 7620 Rivers 797-7922

Fedex – International Blvd. (300 yards from convention center)

Restaurants

Fast Food:

Piccadilly Cafeteria – 2401 Mall Drive

Red Lobster – 3460 Mall Drive

KFC – 5890 Rivers Ave.

Old Country Buffet – 5900 Rivers

McDonalds – 5950 Rivers

Burger King – 6000 Rivers

Subway – 6072 Rivers

Schlottzches Deli – 6116 Rivers

Wendys – 6150 Rivers

China Town – 6176 Rivers

Pizza Hut – 6216 Rivers

Shoneys – 6328 Rivers

Pizza Inn – 6216 Rivers

Better Dining:

851 Savannah

Beaumont's

California Dreaming

Circa 1886

Diana's Restaurant

Kaminsky's

Library Restaurant

McNeill's

Meritage

Peninsula Grill

Sticky Fingers


TBonz Gill & Grill

The Waters Edge

Getting Downtown

Embassy Suites shuttle – \$10 round trip to the Visitor's Center (north edge of downtown – use DASH or walk to downtown) – leaves on the hour

Taxi - \$15-20 one-way



Trade Fair Dealer List

3D Concepts
Ed Bathke
David Belcher
Berezin Stereo
Chris Chan
John S. Craig
Doug Danielson
Charles Doherty
Bob Duncan
Bill Elo
Gary Farber
Mike Griffith
Dick Guy
Marvin Housworth
ISU
John Jerit
Johnson-Shaw Museum
Carol Kamin
Jeffrey Kraus
William La
Keith Longworth
Michael McEachern
Michael Maslan
William Moll

NSA
Phil Nathanson
Russell Norton
Photo-Graphics
Susan Pinsky
Monte Ramstad
Richard Reedy
Chuck Reincke
Igor Reznik
Ken Rosen
Manfred Schmidt
Mary Ann Sell
SSA
George Themelis
Charley Van Pelt
John Waldsmith
Len Walle
Bruce Weekley
Neil Weinstein
Dave Wheeler
George Whiteley
Bonnie Williams
Wonder Vision
Dave Wood

Room Hopping

Room numbers for room hopping will be posted by the hotel elevators in the lobby. Please respect any hours that are posted.

ARCHIVAL SLEEVES: clear 2.5-mil Polypropylene

CDV (3 3/8" X 4 3/8")	per 100:	\$8	case of 1000:	\$70
CDV POLYESTER (2-mil)	per 100:	\$13	case of 1000:	\$120
POSTCARD (3 3/4" X 5 3/4")	per 100:	\$9	case of 1000:	\$80
4" x 5"	per 100:	\$9	case of 1000:	\$80
STEREO / #6 3/4 COVER (3 3/4" x 7")	per 100:	\$10	case of 1000:	\$90
STEREO POLYESTER (3-mil)	per 100:	\$22	case of 1000:	\$210
CABINET / CONTINENTAL (4 3/8" X 7")	per 100:	\$11	case of 1000:	\$100
#10 COVER (4 3/8" x 9 5/8")	per 100:	\$22	case of 500:	\$100
5" x 7"	per 50:	\$8	case of 200:	\$30
BOUDOIR (5 1/2" X 8 1/2")	per 25:	\$7	case of 500:	\$90
8" x 10"	per 25:	\$9	case of 200:	\$45
10" x 14" MUSEUM BOX SIZE (NEW!)	per 10:	\$10	case of 100:	\$60
11" x 14"	per 10:	\$9	case of 100:	\$50
16" x 20"	per 10:	\$22	case of 100:	\$140

Russell Norton, PO Bx 1070, New Haven, CT 06504-1070

US SHIPPING (48 States): \$4 per order. Institutional billing. (2002)

Connecticut orders add 6% tax on entire total including shipping.

Notes

Use this page for schedule changes and personal notes.



Universal light panel
with Combi viewer
& tripod stand

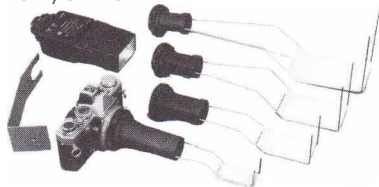
3D Concepts




Large field viewer
6.5x magnification




Macro-stereo attachments
for your SLR




New RBT MD mount for Realist
& reduced-height masking mounts



Brackett XB Dissolver
Check NSA program
for Dissolver XB workshop



New Opticard for 2003



Multi-image
slide viewers



978-371-5557

QnA@make3Dimages.com

P.O. Box 715 Carlisle, MA 01741

www.make3Dimages.com

The Monday tour will include magnificent plantations and
the Patriots Point naval museum



Boone Hall



Boone Hall



USS Yorktown at Patriots Point



Middleton Place

The "Battery" Then and Now

